



HOME DIY: LEAK CHECK

Interactive online guide available!



SMWD WATER EFFICIENCY

949-459-6593

efficiency@smwd.com

www.smwd.com/leaks

FILL IT OUT ONLINE

STEP #1 FIND YOUR METER

Your water meter tracks your water use and can help you identify potential leaks.



YOUR WATER USE STARTS HERE



The meter above has a read of "634" CCF.
1 CCF or unit of water = 748 gallons

Current Billed Meter Read Date _____
(See water bill)

Current Billed Meter Read _____ (A)
(See water bill)

Total Billed Usage _____ CCF
(See water bill)

Today's Date _____

Today's Meter Read _____ (B)

B - A = CCF of water used
_____ - _____ = _____ CCF

*Your water meter is typically located in front of your home in a concrete box near the property line at the street.
Tips: Bring a flat-head screwdriver to help you open the lid and a wet rag to clean the meter face.


STEP #2 LOOK FOR MOVEMENT ON THE METER

Turn off all faucets and water-using devices inside and outside your home.



LOW FLOW INDICATOR

*Note: Digital meters have a faucet icon that indicates flow.



IS THE LOW FLOW TRIANGLE OR STAR SPINNING?

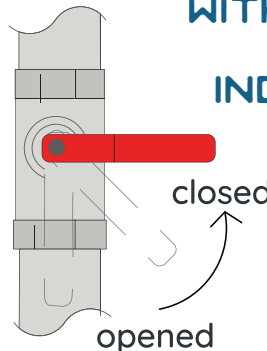
NO, it is not moving.

YES, it is moving.

If you marked YES, continue to the step below.

STEP #3 ISOLATE WATER FLOW

If the low flow indicator is spinning, then turn off your house valve. This is probably located in your front yard or garage (see pg. 2).



WITH THE HOUSE VALVE CLOSED, DOES THE LOW FLOW INDICATOR CONTINUE TO SPIN?

NO, it is not moving.

YES, it is moving.

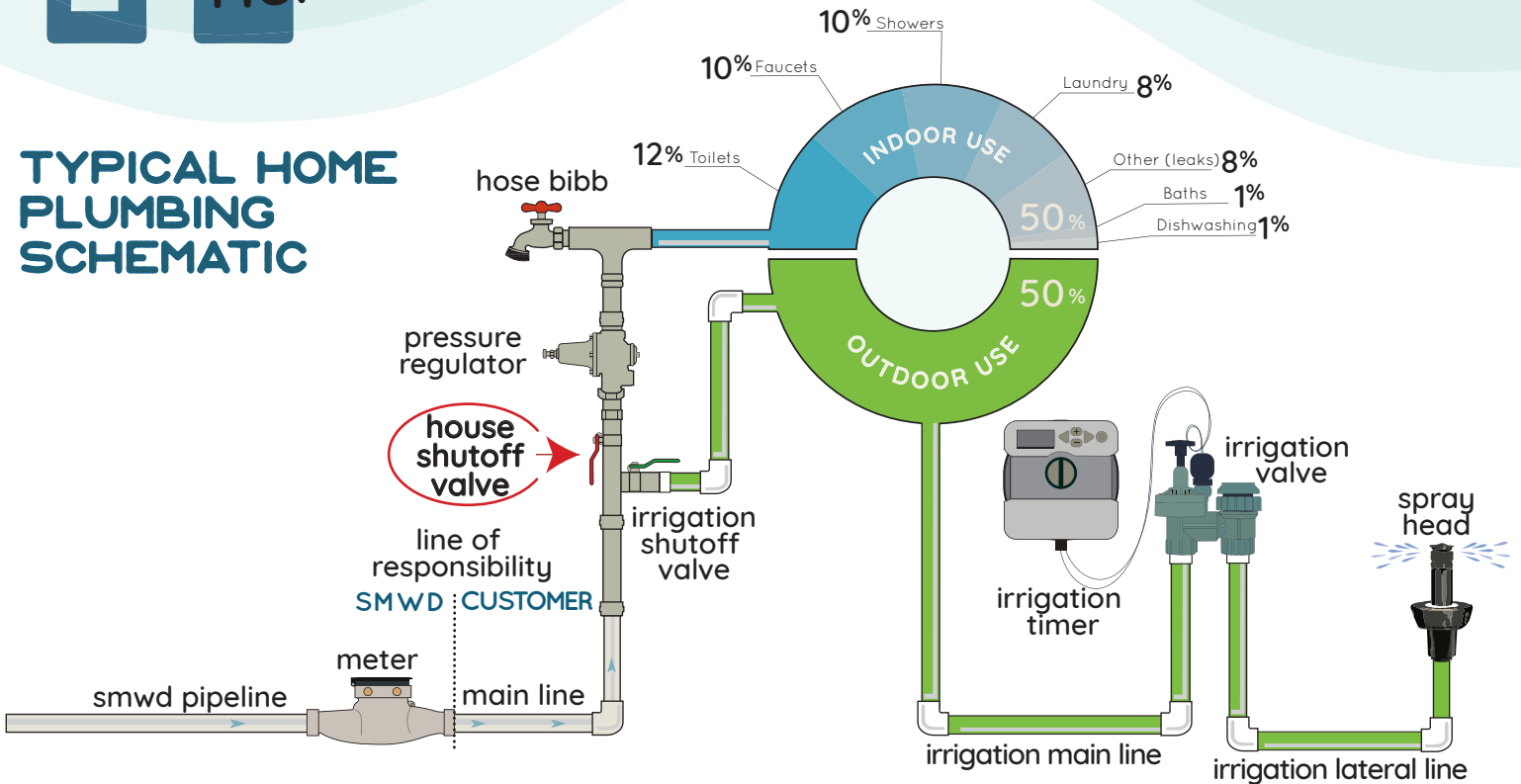
*If the answer is **NO**, then the water flow is indoors. If the answer is **YES**, then the water flow is outdoors.

FIND THIS SURVEY ONLINE AT SMWD.COM/LEAKS



HOME DIY: LEAK CHECK

TYPICAL HOME PLUMBING SCHEMATIC



TIPS AND TRICKS WITH LEAK DETECTION:



Indoor Flow on Meter:	Outdoor Flow on Meter:
<input type="checkbox"/> toilets	<input type="checkbox"/> irrigation system (timer, irrigation main line, valves, spray heads, dripline)
<input type="checkbox"/> fixtures (shower heads, faucets, hose bibbs)	<input type="checkbox"/> swimming pool (auto-fill valve, pumps, connections)
<input type="checkbox"/> appliances (water heater, clothes washer, ice maker, water softener/filtration, dishwasher)	<input type="checkbox"/> fixtures (faucets, hose bibbs)

! More severe leaks include pinhole, slab, main line, and swimming pool leaks.



WATCH VIDEOS at SMWD.COM/LEAKS
 Set your irrigation timer SMWD.COM/WATERING
 Find information on rebates at SMWD.COM/REBATES
 Interactive HOME DIY: LEAK CHECK GUIDE (Scan →)



Contact Us:
 Email: efficiency@smwd.com or Call: 949-459-6593