



# HOME DIY: LEAK CHECK

Interactive online  
guide available!  
Click or scan:



SMWD WATER EFFICIENCY

949-459-6593

efficiency@smwd.com

www.smwd.com/leaks

FILL IT OUT ONLINE (CLICK HERE)


## STEP #1

### FIND YOUR METER

Your water meter tracks your water use and can help you identify potential leaks.



YOUR WATER USE  
STARTS HERE



The meter above has a read of "634" CCF.  
1 CCF or unit of water = 748 gallons

Current Billed  
Meter Read Date \_\_\_\_\_  
(See water bill)

Current Billed  
Meter Read \_\_\_\_\_ (A)  
(See water bill)

Total Billed Usage \_\_\_\_\_ CCF  
(See water bill)

Today's  
Date \_\_\_\_\_

Today's  
Meter Read \_\_\_\_\_ (B)

**B - A = CCF of water used**  
\_\_\_\_\_ - \_\_\_\_\_ = \_\_\_\_\_ CCF


\*Your water meter is typically located in front of your home in a concrete box near the property line at the street.  
Tips: Bring a flat-head screwdriver to help you open the lid and a wet rag to clean the meter face.

## STEP #2

### LOOK FOR MOVEMENT ON THE METER



Turn off all faucets and water-using devices inside and outside your home.



### IS THE LOW FLOW TRIANGLE OR STAR SPINNING?



LOW FLOW INDICATOR

\*Note: Digital meters have a faucet icon that indicates flow.



FILL IN

**NO**, it is not moving.

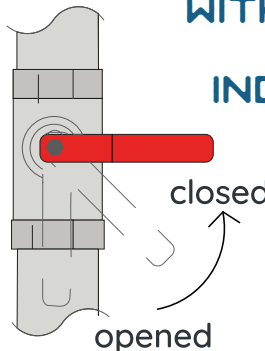
**YES**, it is moving.

If you marked YES, continue to the step below.

## STEP #3

### ISOLATE WATER FLOW

If the low flow indicator is spinning, then turn off your house valve. This is probably located in your front yard or garage (see pg. 2).



### WITH THE HOUSE VALVE CLOSED, DOES THE LOW FLOW INDICATOR CONTINUE TO SPIN?

FILL IN

**NO**, it is not moving.

**YES**, it is moving.

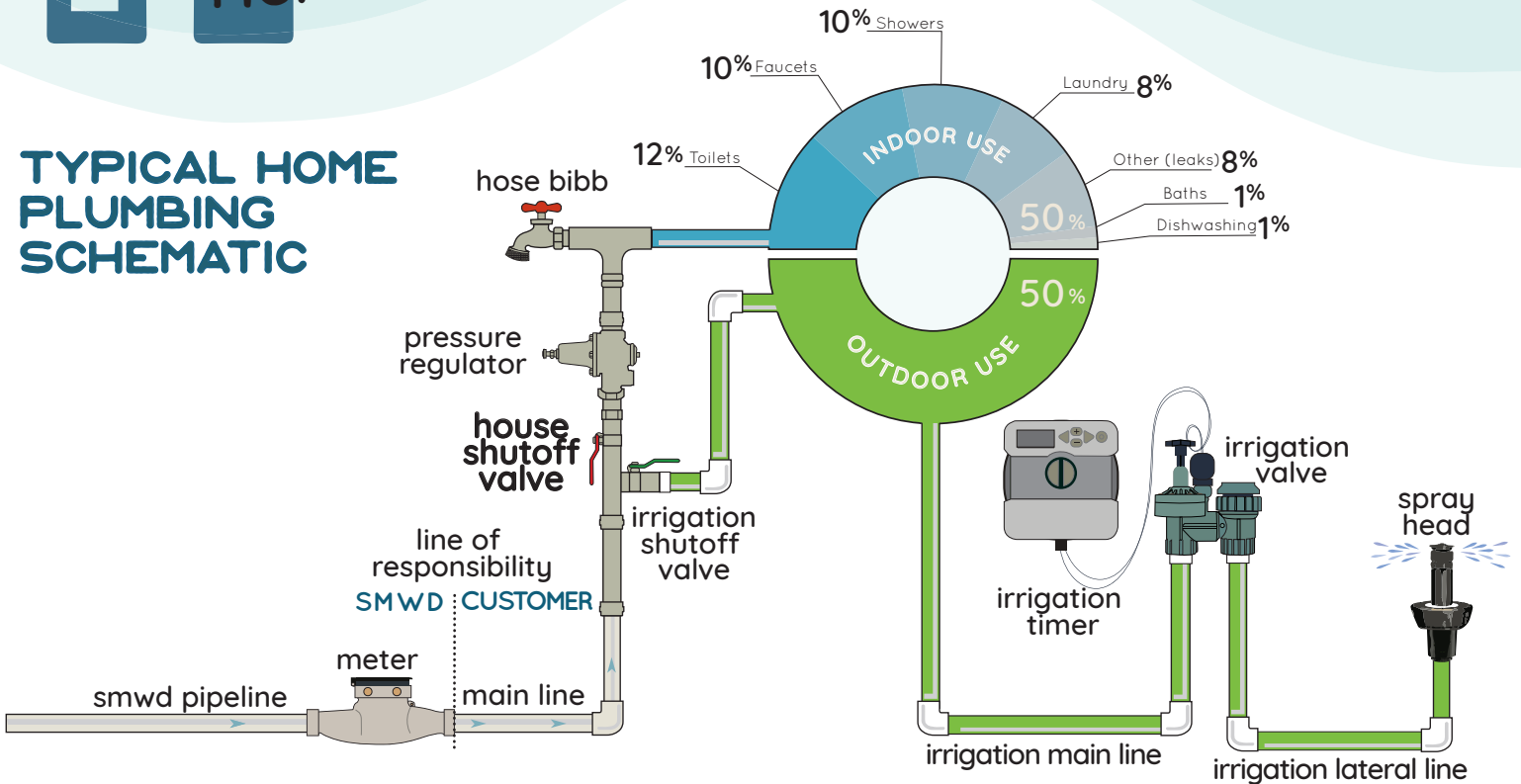
\*If the answer is **NO**, then the water flow is indoors. If the answer is **YES**, then the water flow is outdoors.

FIND THIS SURVEY ONLINE AT [SMWD.COM/LEAKS](http://SMWD.COM/LEAKS)



# HOME DIY: LEAK CHECK

## TYPICAL HOME PLUMBING SCHEMATIC



## TIPS AND TRICKS WITH LEAK DETECTION:



Indoor Flow on Meter:	Outdoor Flow on Meter:
<input type="checkbox"/> <b>toilets</b>	<input type="checkbox"/> <b>irrigation system</b> (timer, irrigation main line, valves, spray heads, dripline)
<input type="checkbox"/> <b>fixtures</b> (shower heads, faucets, hose bibbs)	<input type="checkbox"/> <b>swimming pool</b> (auto-fill valve, pumps, connections)
<input type="checkbox"/> <b>appliances</b> (water heater, clothes washer, ice maker, water softener/filtration, dishwasher)	<input type="checkbox"/> <b>fixtures</b> (faucets, hose bibbs)

**!** More severe leaks include pinhole, slab, main line, and swimming pool leaks.



WATCH VIDEOS at [SMWD.COM/LEAKS](http://SMWD.COM/LEAKS)  
 Set your irrigation timer [SMWD.COM/WATERING](http://SMWD.COM/WATERING)  
 Find information on rebates at [SMWD.COM/REBATES](http://SMWD.COM/REBATES)  
 Interactive HOME DIY: LEAK CHECK GUIDE **(Click or Scan)**



Contact Us:  
 Email: [efficiency@smwd.com](mailto:efficiency@smwd.com) or Call: **949-459-6593**